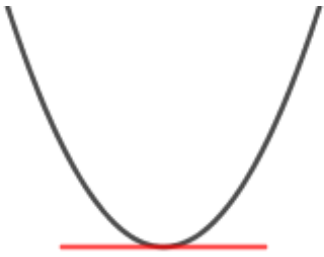
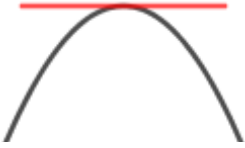


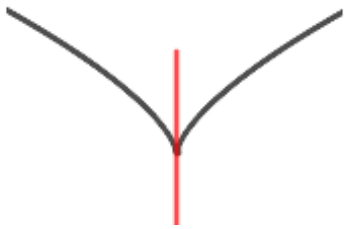


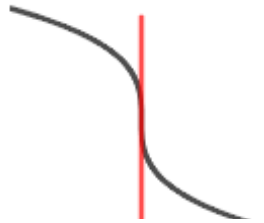


Localization Graphs Near Critical Points

$f'(c) = 0$				
	f' $\begin{array}{c} - \quad \quad + \\ \hline \end{array}$ f'' $\begin{array}{c} \quad \quad + \\ \hline \end{array}$	f' $\begin{array}{c} + \quad \quad - \\ \hline \end{array}$ f'' $\begin{array}{c} \quad \quad - \\ \hline \end{array}$	f' $\begin{array}{c} + \quad \quad + \\ \hline \end{array}$ f'' $\begin{array}{c} - \quad \quad + \\ \hline \end{array}$	f' $\begin{array}{c} - \quad \quad - \\ \hline \end{array}$ f'' $\begin{array}{c} + \quad \quad - \\ \hline \end{array}$
$f'(c)$ is undefined				
	f' $\begin{array}{c} - \quad \quad + \\ \hline \end{array}$ f'' $\begin{array}{c} - \quad \quad - \\ \hline \end{array}$	f' $\begin{array}{c} + \quad \quad - \\ \hline \end{array}$ f'' $\begin{array}{c} + \quad \quad + \\ \hline \end{array}$	f' $\begin{array}{c} + \quad \quad + \\ \hline \end{array}$ f'' $\begin{array}{c} + \quad \quad - \\ \hline \end{array}$	f' $\begin{array}{c} - \quad \quad - \\ \hline \end{array}$ f'' $\begin{array}{c} - \quad \quad + \\ \hline \end{array}$
	L.Min	L.Max		